

REPORT ON CONDUCT OF ELECTION
(Section 102.141(6), F.S.)

Clay

County, Florida

FIRST PRIMARY ELECTION.....September 1, 1998

1. Did you have any problems which occurred as a result of equipment malfunctions either at the precinct level or at a counting location?

☒ YES ☐ NO

If yes, please explain: One Eagle Tabulator failed. Another was delivered
to the precinct and set up. All went well.

2. Did you have any difficulties or unusual circumstances encountered by an election board or the canvassing board?


☐ YES ☒ NO

If yes, please explain: _____


3. Do you know of any other problems which the canvassing board feels should be made a part of the official election record?

☐ YES ☒ NO

If yes, please explain: _____


County Court Judge


Supervisor of Elections


Chairman, Board of County Commissioners

9/2/98
Date Signed

NOTE: This report must be filed at the same time that the results are certified to the Division of Elections. (Not later than 5 p.m. on the 7th day after an election.)

CERTIFICATE OF COUNTY CANVASSING BOARD

STATE OF FLORIDA

Clay County

We, the undersigned, Richard Townsend, County Judge,
Barbara A. Kirkman, Supervisor of Elections, and
Patrick McGovern, Chairman of the Board of County
 Commissioners, constituting the Board of County Canvassers in and for said
 County, do hereby certify that we met on the 1st day of September,
 A.D., 1998, and proceeded publicly to canvass the votes given for the several
 offices and persons herein specified at the **Republican Primary Election** held on
 the 1st day of September, A.D., 1998 as shown by the returns on file in the office
 of the Supervisor of Elections. We do hereby certify from said returns as follows:

For United States Senator the whole number of votes cast was 10,260
 of which number

Charlie Crist received 6,046 votes

Andy Martin received 4,214 votes

For Secretary of State the whole number of votes cast was 10,847 of
 which number

Katherine Harris received 6,684 votes

Sandra "Sandy" Mortham received 4,163 votes

For Attorney General the whole number of votes cast was 10,177 of
 which number

David H.(Dave) Bludworth received 5,871 votes

Fred Dudley received 4,306 votes

For Treasurer the whole number of votes cast was 10,038 of which
 number

Tim Ireland received 7,083 votes

Joseph Smith received 2,955 votes

For Commissioner of Education the whole number of votes cast was
10,757 of which number

Faye Culp received 2,778 votes

Tom Gallagher received 7,979 votes

For Commissioner of Agriculture the whole number of votes cast was
9,814 of which number

Timothy Lee Bearson received 2,847 votes

Rich Faircloth received 6,967 votes

For Clerk of the Circuit Court the whole number of votes cast was
11,564 of which number

Monty Crook received 4,920 votes

James B. Jett received 6,644 votes

For Board of County Commissioners, District Four the whole number of votes cast
was 11,531 of which number

Ralph R. Coleman received 864 votes

Richard Fain received 2,134 votes

Charles "Buddy" Griffin received 4,945 votes

Glenn R. Lassiter received 3,061 votes

Frank Martin received 527 votes

For School Board Member, District Three the whole number of votes cast was
11,324 of which number

Sam Katz received 4,703 votes

Charles "Charlie" Van Zant, Jr. received 6,621 votes

CERTIFICATE OF COUNTY CANVASSING BOARD

STATE OF FLORIDA

Clay County

We, the undersigned, Richard Townsend, County Judge,
Barbara A. Kirkman, Supervisor of Elections, and
Patrick McGovern, Chairman of the Board of County
Commissioners, constituting the Board of County Canvassers in and for said
County, do hereby certify that we met on the 1st day of September,
A.D., 1998, and proceeded publicly to canvass the votes given for the several
offices and persons herein specified at the **Democratic Primary Election** held on
the 1st day of September, A.D., 1998 as shown by the returns on file in the office
of the Supervisor of Elections. We do hereby certify from said returns as follows:

For Attorney General the whole number of votes cast was 1,619 of
which number

Bob Butterworth received 1,316 votes
Ellis Rubin received 303 votes

For Commissioner of Education the whole number of votes cast was
1,571 of which number

J. Keith Arnold received 447 votes
Ron Howard received 806 votes
Peter Rudy Wallace received 318 votes

For _____
the whole number of votes cast was _____ of which number

_____	received	_____	votes
_____	received	_____	votes
_____	received	_____	votes
_____	received	_____	votes

For _____
the whole number of votes cast was _____ of which number


_____	received	_____	votes
_____	received	_____	votes
_____	received	_____	votes
_____	received	_____	votes

For _____
the whole number of votes cast was _____ of which number


_____	received	_____	votes
_____	received	_____	votes
_____	received	_____	votes
_____	received	_____	votes

For _____
the whole number of votes cast was _____ of which number

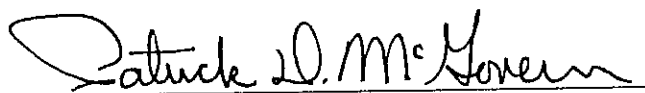
_____	received	_____	votes
_____	received	_____	votes
_____	received	_____	votes
_____	received	_____	votes



County Judge



Supervisor of Elections



Chairman, Board of County Commissioners

Total ballots cast in Clay County was 13,430 for a 17.48 percent turnout.